



A Society Free From Torture and Related Violations

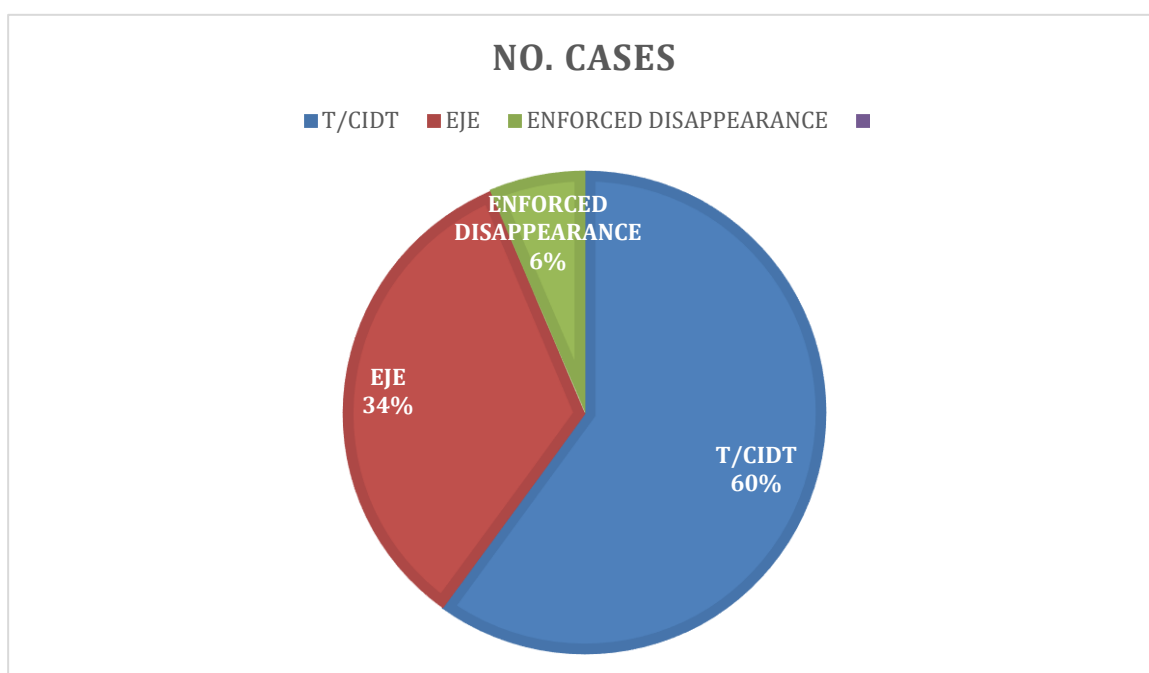
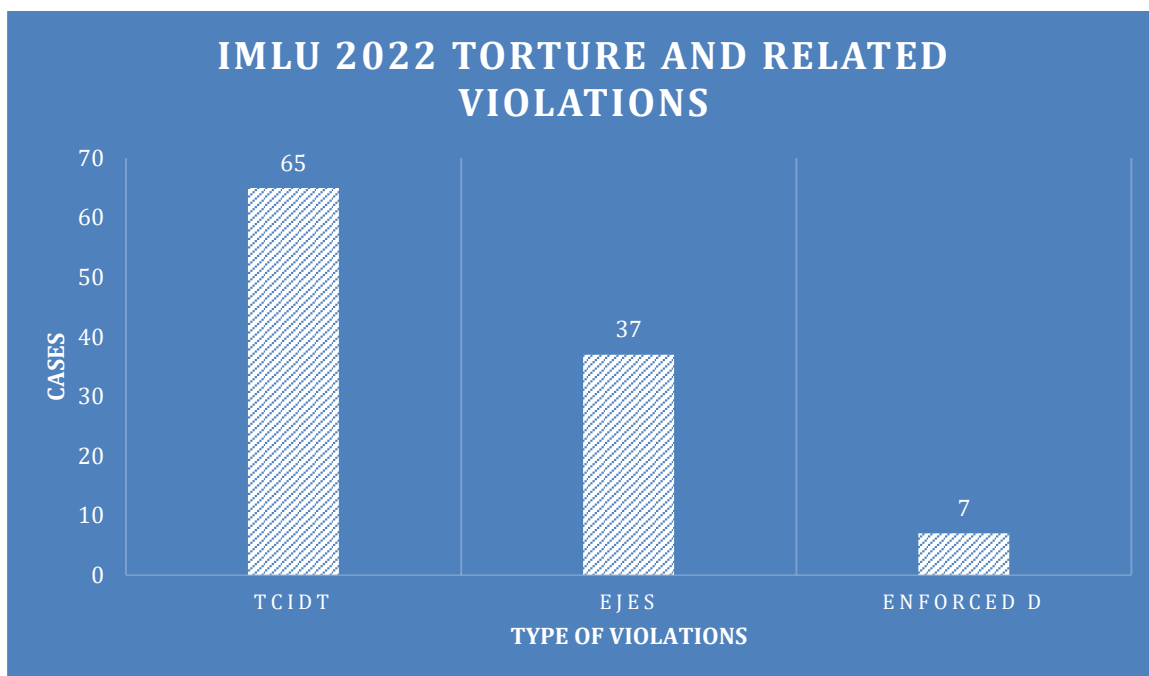
REPORT FOR THE YEAR 2022 (1ST JAN -31ST JUNE)

2019 -2022 (YEARLY COMPARISON OF RECEIVED DOCUMENTED TORTURE AND RELATED VIOLATIONS)

| YEAR | TOTAL |
|------|-------|
| 2019 | 73 |
| 2020 | 136 |
| 2021 | 210 |
| 2022 | 109 |

2022 SUMMARY

| TYPE OF VIOLATION | NO. OF CASES |
|------------------------|--------------|
| T/CIDT | 65 |
| EJE | 37 |
| ENFORCED DISAPPEARANCE | 7 |
| TOTAL | 109 |



2021 -2022 (YEARLY COMPARISON OF RECEIVED DOCUMENTED TORTURE AND RELATED VIOLATIONS)

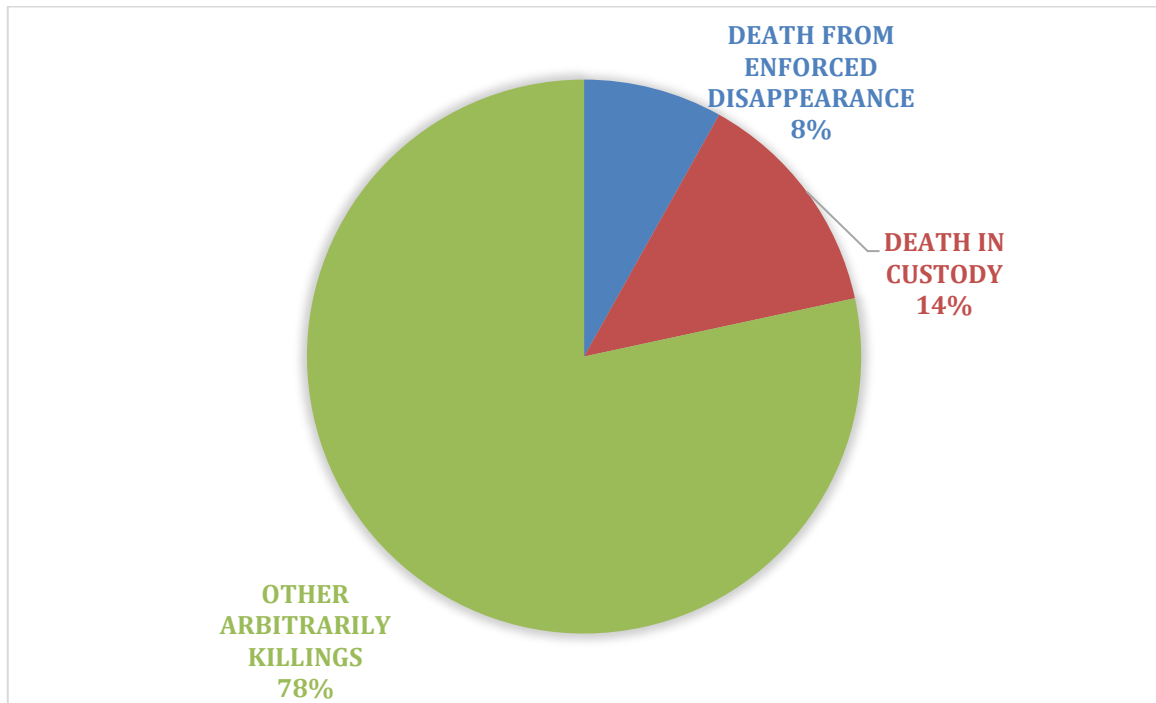
| YEAR | TCIDT | ENFORCED DISAPPEARANCE | EJE | TOTAL |
|------|-------------|------------------------|------------|-------|
| 2021 | 119 (56.7%) | 2 (1%) | 89 (42.4%) | 210 |
| 2022 | 65 (61) | 7(6%) | 37(33%) | 109 |

QUARTERLY DISTRIBUTION

| Q1 | Q2 |
|----|----|
|----|----|

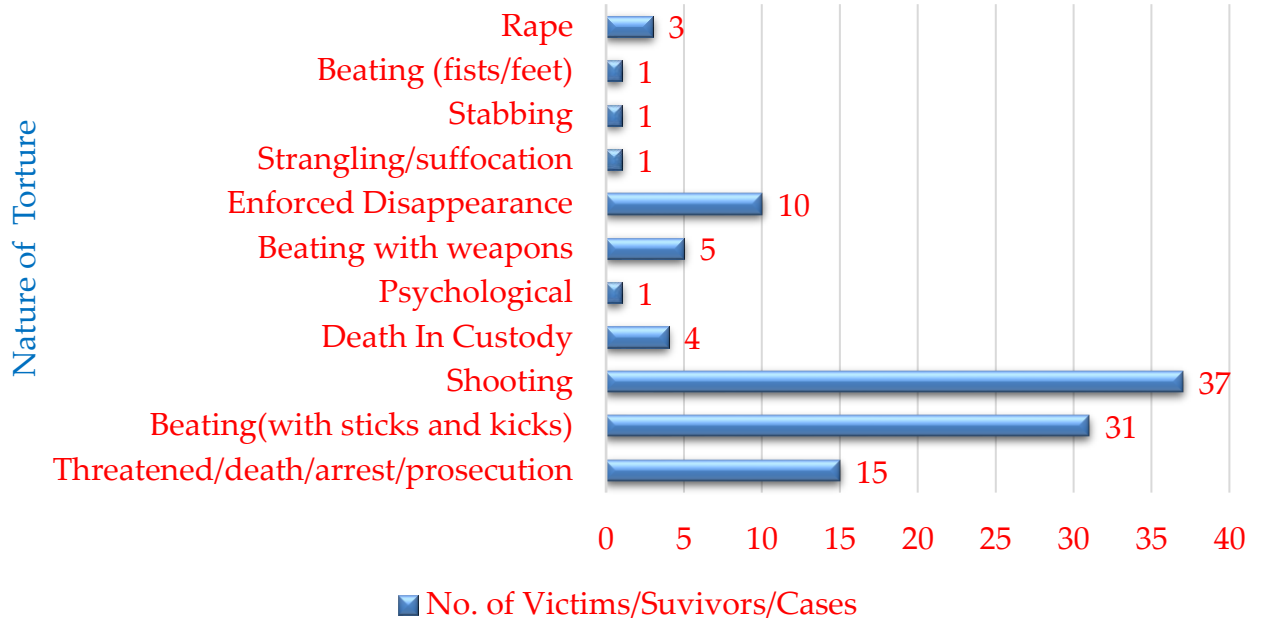
2022 EJE SUMMARIES SUMMARY

| DEATH FROM ENFORCED DISAPPEARANCE | DEATH IN CUSTODY | OTHER ARBITRARILY KILLINGS |
|--|-------------------------|-----------------------------------|
| 3 | 5 | 29 |



NATURE OF TORTURE

NATURE OF TORTURE



COUNTIES DISTRIBUTIONS

| NO | COUNTIES | NO. of CASES |
|-----|--------------|--------------|
| 1. | Nairobi City | 36 |
| 2. | Kajiado | 12 |
| 3. | Mombasa | 5 |
| 4. | Siaya | 6 |
| 5. | Nakuru | 12 |
| 6. | Mandera | 1 |
| 7. | Embu | 2 |
| 8. | Kericho | 3 |
| 9. | Nyeri | 4 |
| 10. | Homa Bay | 1 |
| 11. | Kisii | 1 |
| 12. | Busia | 2 |
| 13. | Muranga | 2 |
| 14. | Meru | 1 |
| 15. | Nyamira | 2 |
| 16. | Kilifi | 3 |
| 17. | Trans Nzoia | 1 |
| 18. | Bungoma | 3 |
| 19. | Kakamega | 1 |
| 20. | Baringo | 1 |
| 21. | West Pokot | 1 |

| | | |
|-----|-----------|---|
| 22. | Kiambu | 1 |
| 23. | Laikipia | 4 |
| 24. | Kisumu | 1 |
| 25. | Nyandarua | 1 |
| 26. | Narok | 1 |

ALLEGED PERPETRATORS

| NO. | PERPETRATOR | CASES |
|-----|---|-------|
| 1. | General Duty – Kenya police service | 85 |
| 2. | ATPU - DCI | 1 |
| 3. | Prison wader - Kenya Prisons Service | 3 |
| 4. | Administration Police | 2 |
| 5. | GoK Teacher | 4 |
| 6. | Anti-stock theft unit – Kenya police service | 2 |
| 7. | Kenya Forest guards (KFS) | 2 |
| 8. | General service Unit (GSU) – Kenya police service | 9 |
| 9. | Kenya Coast Guard (KCG) | 1 |
| 10. | TOTAL | 109 |

CASE ORIGIN

| NO. | SOURCE | NO. OF CASES |
|-----|------------------------------------|--------------|
| 1. | Media/Journalist | 23 |
| 2. | IMLU Staff | 4 |
| 3. | State of the Nation Address | 1 |
| 4. | Reprive US | 1 |
| 5. | HRDs | 5 |
| 6. | IMLU Network Monitors | 33 |
| 7. | Pathologist | 2 |
| 8. | Walk-Ins | 2 |
| 9. | Advocate | 2 |
| 10. | Social Media | 8 |
| 11. | IPOA | 2 |
| 12. | Social Justice Centers | 9 |
| 13. | Phone Call via Reception | 1 |
| 14. | Toll free (Election Hub – Redress) | 2 |
| 15. | KOBO (Election Hub -Monitors) | 11 |
| 16. | self | 2 |

| | | |
|--------------|---------------|------------|
| 17. | Nairobi Women | 1 |
| TOTAL | | 109 |

SERVICES PROVIDED

